

Feedback Report

Our institution, Srikrishna College aims to offer the best possible academic environment and learning experience to encourage students to perform to their full potential for not only academic achievements but also to realise the beautiful aspects of human life. And to achieve that summit, the feedback system of this institution has always been a highly formidable tool. We believe feedback is effective listening. It motivates us to improve academic performances. It plays a crucial role not only in optimized & collaborative teaching learning but also other social aspects of life by helping to adopt new knowledge sooner and avoid repetitive mistakes. Students, teachers, and parents play an important role in the evaluation, development and enhancement of the quality of this learning experience. Their inputs have guided us efficiently to follow the path of nirvana of excellence. To continue on this path, all the stakeholder's feedback data was collected, analysed and effectively implemented.

On behalf of the Feedback Committee: Tushar Kanti Biswas & Dr. Ankita Indra.

T K Biswas
Ankita Indra



Analysis of Students' Feedback Response
(Session: 2016-17)
Srikrishana College
Bagula, Nadia

Feedback providing Students: 3rd year

Total no of Responses: 362*

Choice: A-Excellent, B-Good, C-Moderate, D-Poor

(All the entries are in Percentage w.r.t. 362 students)

A. College

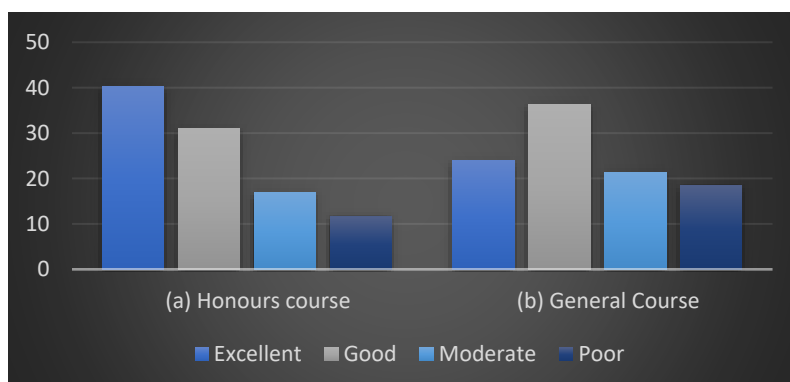
	Excellent	Good	Moderate	Poor	Scale of Opinion	% of Opinion
1. Building and class room-Space	35.23	38.05	16.01	10.71	Excellent & Good	73.28
2. Cleanliness	20.67	49.36	22.35	7.62	Good & Moderate	71.71
3. Admission Procedure	28.01	47.95	17.58	6.46	Excellent & Good	75.96



B. Classroom Interaction

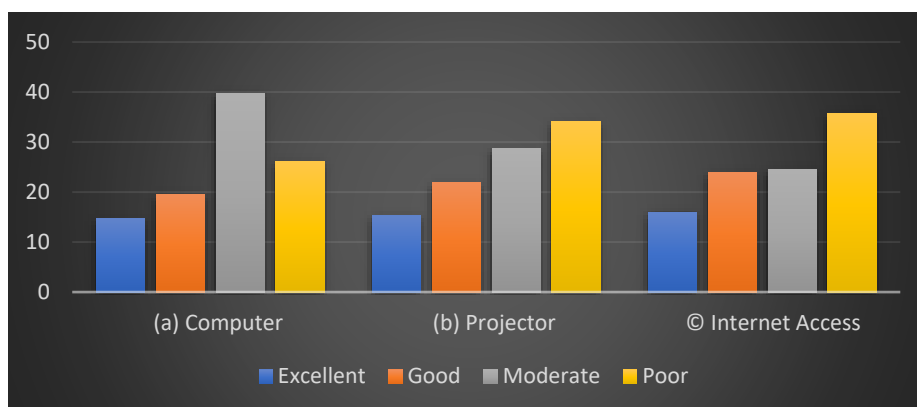
1. Teaching Assistant from the classroom

	Excellent	Good	Moderate	Poor	Scale of Opinion	% of Opinion
(a) Honours course	40.25	31.06	16.89	11.6	Excellent & Good	71.31
(b) General Course	24.01	36.21	21.33	18.45	Excellent & Good	60.22



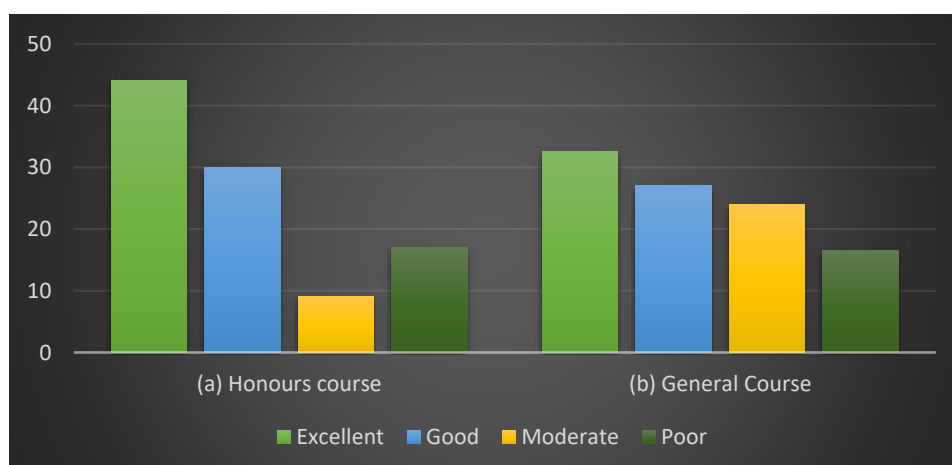
2. Teaching and learning aid in the classroom

	Excellent	Good	Moderate	Poor	Scale of Opinion	% of Opinion
(a) Computer	14.75	19.54	39.62	26.09	Moderate & Poor	65.71
(b) Projector	15.23	21.85	28.75	34.17	Moderate & Poor	62.92
(c) Internet Access	15.87	23.91	24.56	35.66	Moderate & Poor	60.22



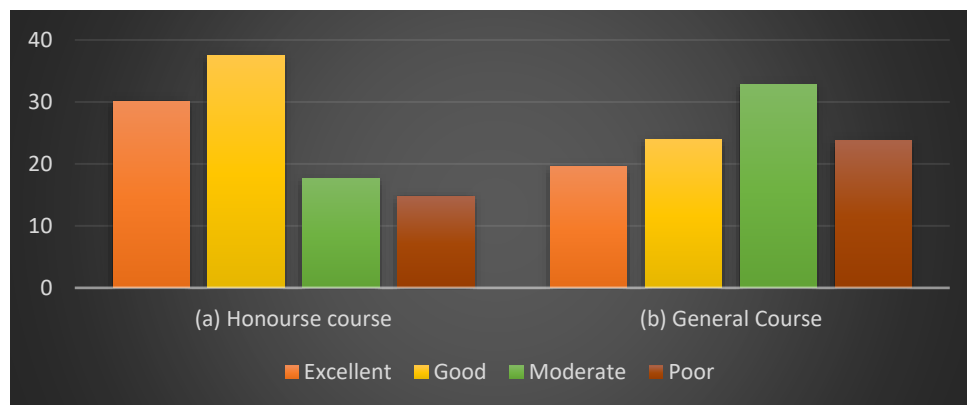
3. Teaching regularity in classroom

	Excellent	Good	Moderate	Poor	Scale of Opinion	% of Opinion
(a) Honours course	44.05	29.98	9.01	16.96	Excellent & Good	74.03
(b) General Course	32.57	27.03	23.94	16.46	Excellent & Good	59.6



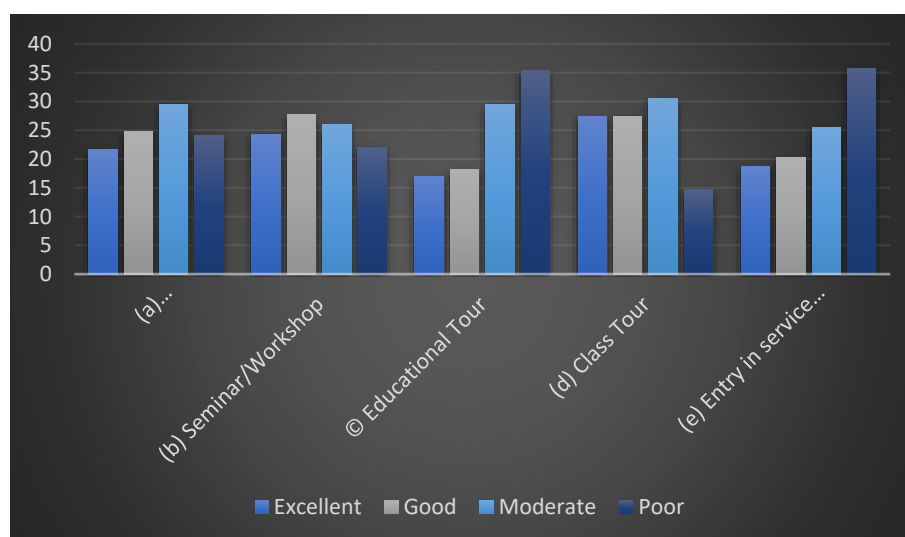
4. Coverage of the syllabus through class teaching

	Excellent	Good	Moderate	Poor	Scale of Opinion	% of Opinion
(a) Honours course	30.15	37.53	17.64	14.68	Excellent & Good	67.68
(b) General Course	19.54	23.95	32.76	23.75	Good & Moderate	56.71



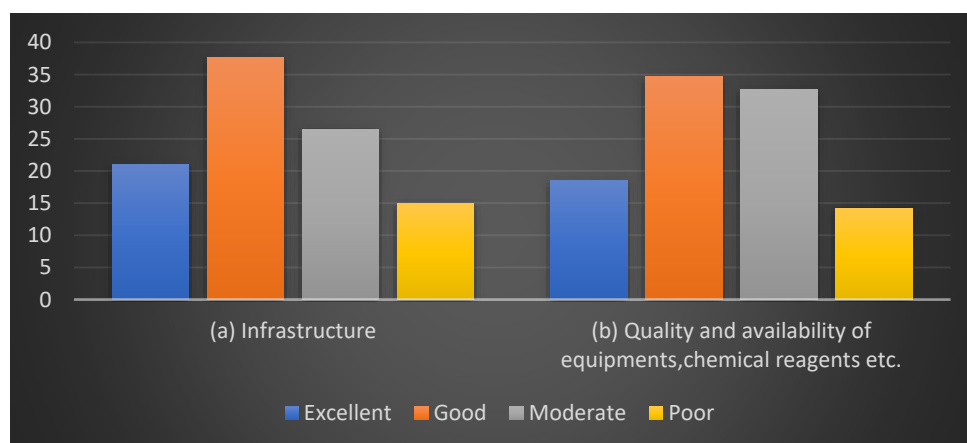
5. Assistance of the teachers besides their class teaching

	Excellent	Good	Moderate	Poor	Scale of Opinion	% of Opinion
(a) Counselling/Tutorial/Remedial Coaching	21.62	24.78	29.51	24.09	Good & Moderate	54.29
(b) Seminar/Workshop	24.31	27.65	25.98	22.06	Good & Moderate	53.63
(c) Educational Tour	16.92	18.21	29.54	35.33	Moderate & Poor	64.87
(d) Class Tour	27.37	27.45	30.54	14.64	Good & Moderate	57.99
(e) Entry in service Coaching	18.69	20.18	25.42	35.71	Moderate & Poor	61.13



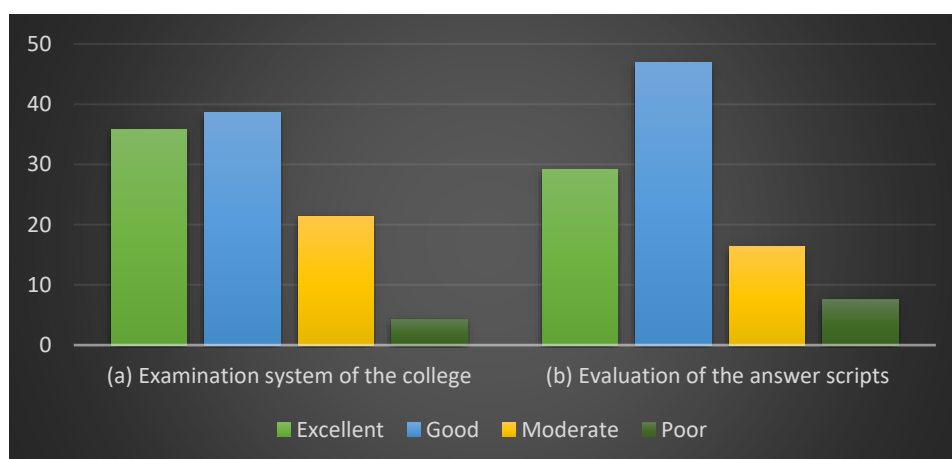
C. Laboratory

	Excellent	Good	Moderate	Poor	Scale of Opinion	% of Opinion
(a) Infrastructure	21.02	37.58	26.53	14.87	Good & Moderate	64.11
(b) Quality and availability of equipments, chemical reagents etc.	18.52	34.64	32.67	14.17	Good & Moderate	67.31



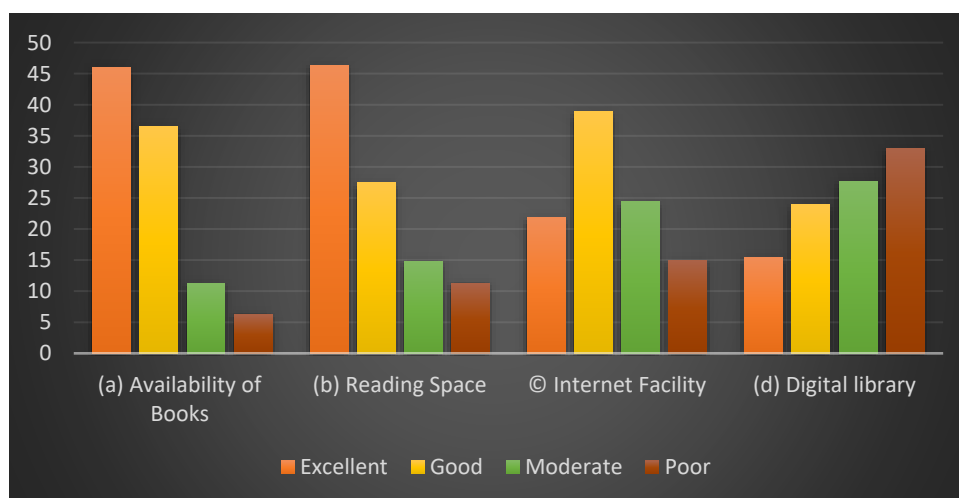
D. Examination

	Excellent	Good	Moderate	Poor	Scale of Opinion	% of Opinion
(a) Examination system of the college	35.79	38.56	21.42	4.23	Excellent & Good	74.35
(b) Evaluation of the answer scripts	29.21	46.94	16.34	7.51	Excellent & Good	76.15



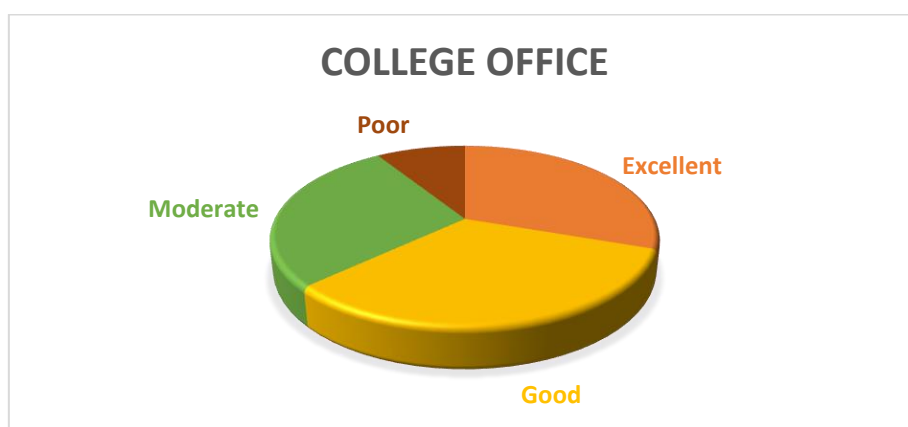
E. Library

	Excellent	Good	Moderate	Poor	Scale of Opinion	% of Opinion
(a) Availability of Books	45.97	36.51	11.27	6.25	Excellent & Good	82.48
(b) Reading Space	46.31	27.53	14.85	11.31	Excellent & Good	73.84
(c) Internet Facility	21.79	38.83	24.39	14.99	Good & Moderate	63.82
(d) Digital library	15.42	23.94	27.64	33	Moderate & Poor	60.64



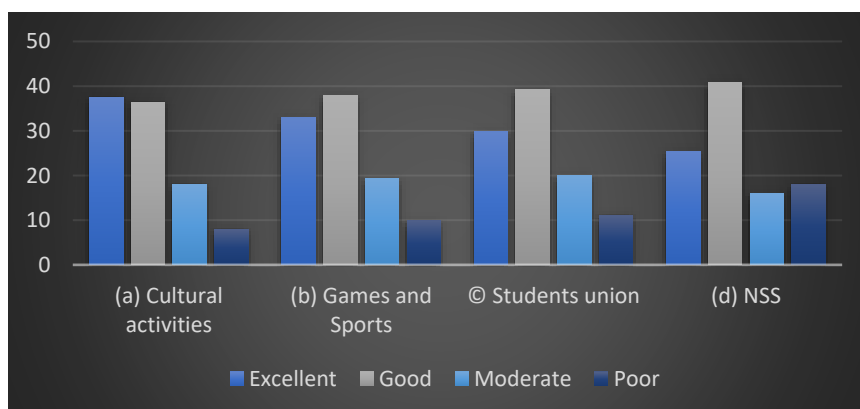
F. College Office

	Excellent	Good	Moderate	Poor	Scale of Opinion	% of Opinion
Overall co-operation from the office	30.28	32.81	27.95	8.96	Excellent & Good	63.09



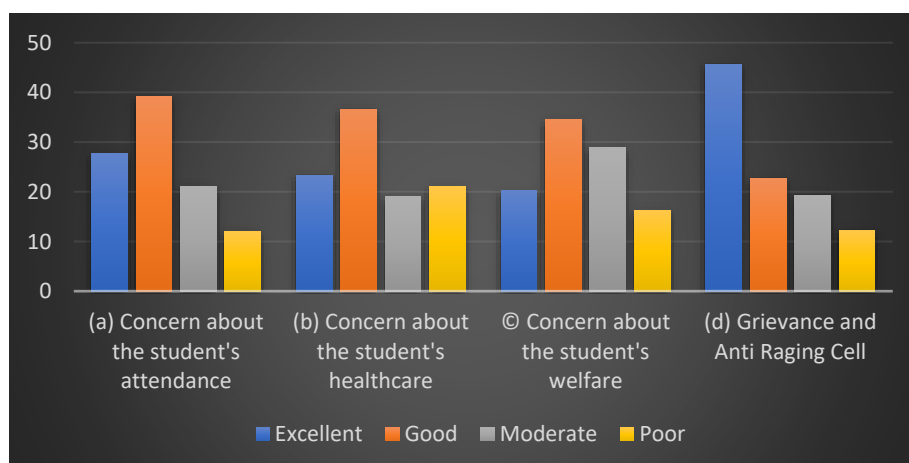
G. Extra-curricular activities in college

	Excellent	Good	Moderate	Poor	Scale of Opinion	% of Opinion
(a) Cultural activities	37.57	36.44	18	7.99	Excellent & Good	74.01
(b) Games and Sports	32.95	37.82	19.26	9.97	Excellent & Good	70.77
(c) Students union	29.84	39.15	19.93	11.08	Excellent & Good	68.99
(d) NSS	25.32	40.75	15.94	17.99	Excellent & Good	66.07



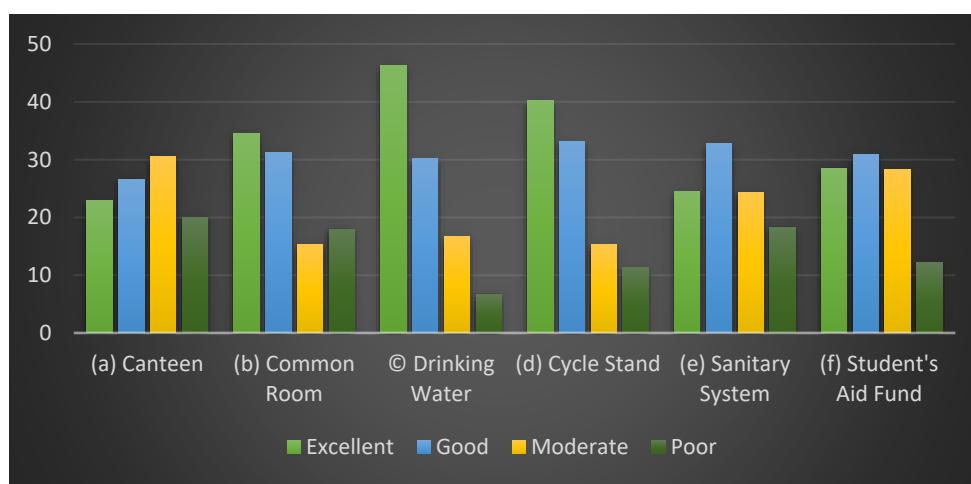
H. Administration of the College

	Excellent	Good	Moderate	Poor	Scale of Opinion	% of Opinion
(a) Concern about the student's attendance	27.76	39.23	21.05	11.96	Excellent & Good	66.99
(b) Concern about the student's healthcare	23.35	36.64	19.02	20.99	Excellent & Good	59.99
(c) Concern about the student's welfare	20.25	34.57	28.95	16.23	Good & Moderate	63.52
(d) Grievance and Anti Raging Cell	45.68	22.75	19.32	12.25	Excellent & Good	68.43



I. Other Facilities

	Excellent	Good	Moderate	Poor	Scale of Opinion	% of Opinion
(a) Canteen	22.86	26.63	30.47	20.04	Good & Moderate	57.1
(b) Common Room	34.52	31.18	15.25	17.96	Excellent & Good	66.7
(c) Drinking Water	46.31	30.25	16.75	6.69	Excellent & Good	76.56
(d) Cycle Stand	40.22	33.14	15.28	11.36	Excellent & Good	73.36
(e) Sanitary System	24.53	32.78	24.36	18.33	Excellent & Good	57.31
(f) Student's Aid Fund	28.54	30.95	28.32	12.19	Excellent & Good	59.49



Students' Feedback Analysis Report (2016-17)

Observations:

1. 73.28% students rated that College building, Classroom space from **Good to excellent**. Most of the students feel that the admission procedure is **good enough**. However, 71.71% students rated that Cleanliness from **Moderate to Good**.
2. Most of the Students are **satisfied** with the Teaching Assistant from the classroom.
3. Most of the students rated Teaching and Learning Aid like Access to computer, Projector, internet etc from **Poor to Moderate**.
4. Most of the Students are **satisfied** with the Teaching Regularity in the Classroom.
5. 67.68% Honours students feels that Coverage of syllabus was **satisfactory**. The percentage has improved on year-to-year basis; however, 56.71% General students rated the same from **Moderate to Good**, which is a cause of **concern**.
6. 53.63% students rated that seminar/workshop organised in the college from **Moderate to good**, 54.29-57.99% students rated Counselling/Tutorial/Remedial Coaching, class tour from **moderate to good** (Up on year-to year basis). However, most of them are still **critical** about Service Coaching, Educational Tour etc.
7. Most of the students feel that Laboratory Infrastructure, quality of the equipment, availability of chemical reagents **can be improved**.
8. Students are **highly satisfied** with the examination and evaluation process.
9. Most of the students are **satisfied** with availability of books, reading space in the library. 63.82% students feel that internet facility in the library is **par**(has been improved little bit). However, 60.64% students rated that access to digital library from **Poor to Moderate**.
10. Students are **satisfied** with the overall cooperation from the college office.
11. Students are **highly satisfied** with extra-curricular activities like cultural activities, games & sports, NSS, functioning of students' union etc which has always been a pillar for this college.
12. Most of the students rated the administration of the college from **good to excellent**. 16.23% students are **concerned** about the student's welfare. So the numbers has improved a bit.

12. Most of the students rated the administration of the college from good to excellent. 16.23% students are concerned about the student's welfare. So the numbers has improved a bit.
13. Most of the students are happy with the Common room, Student's aid fund, cycle stand, drinking water facilities, sanitary system etc. 57.1% students rated the canteen facility from Good to Moderate.

Recommendations:

1. As Teaching and Learning Aid like Access to computer, Projector, internet etc is still inadequate, we recommend to adapt a Learning Management System (LMS) so that the students can be benefited from that.
2. Coverage of general syllabus, Access to digital library etc are points of concern, which the college administration needs to address properly.
3. Though significant improvement has been done in student welfare, college administration must try to eliminate the concern of even a single student.
4. Internet facility in the library is recommended to be improved. For this college administration can arrange for multiple stable and fast internet connections.
5. Though students are satisfied with the Laboratory Infrastructure, efforts to be made to ensure the adequate supply of required components.
6. Career Council & Placement Cell must put honest effort to make students aware of the transition process from college to job. They are recommended to organise regular counselling session, regular service coaching etc.
7. Importance to be given to make a permanent Canteen committee to overview the overall progress in the college canteen such as nutritional value of the foods offered, monitoring the price etc.

Conveners of Feedback committee

Ankita Indra
T K BOWAN



Maluya Chose
Coordinator
Internal Quality Assurance Cell
(IQAC)
Srikrishna College

Dr. Sukdeb Ghosh
Principal
SRIKRISHNA COLLEGE
P.O. BAGULA, DIST. NADIA
W.B., PIN-741303